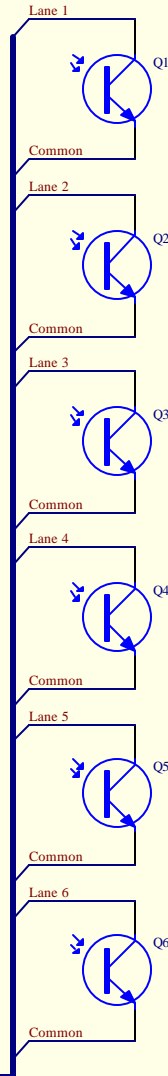
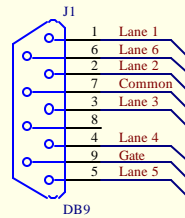
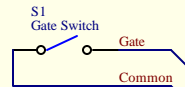


Track Sensors

Note on S1: This switch will be used for both the top and bottom row of sensors.

On the top it will be used as a Gate switch. It must Close when the gate is in the Down position.

At the bottom it is used as a race finish button.



Note on Q1 - Q6: If there are less than 6 lanes then you will only need to use the number required. But every track must start out using Q1 as lane one, and Q2 as lane two and so on.

Title		
Size	Number	Revision
Letter		
Date:	4-May-2001	Sheet of
File:	H:\My Files\Design\MyDesign.ddb	Drawn By: